

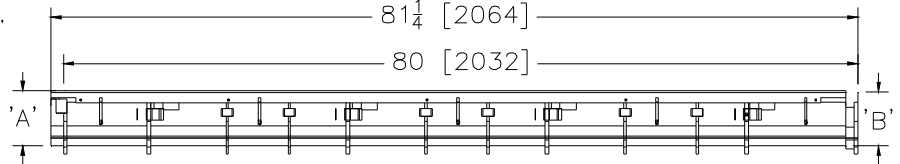
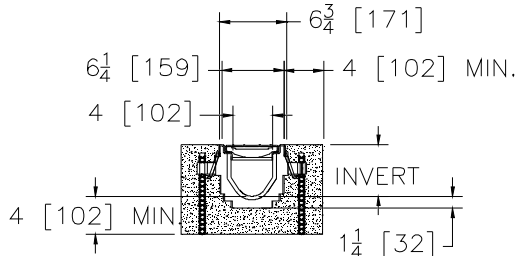
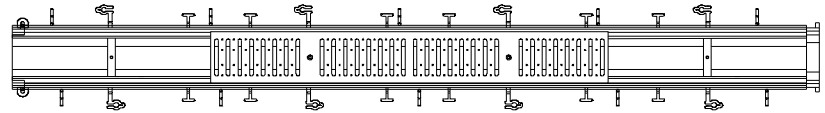


Z886-HD-LD

6-3/4 [171] WIDE REVEAL TRENCH DRAIN SYSTEM W/ HEAVY-DUTY FRAME ASSEMBLY W/LIGHT-DUTY GRATES

Dimensional Data (inches and [mm]) are Subject to Manufacturing Tolerances and Change Without Notice

SPECIFYING ENGINEER IS RESPONSIBLE FOR
CONCRETE ENCASEMENT AND REINFORCING
BASED UPON APPLICATION AND LOCAL CODES



NOTE: + Actual Channel length is 81 1/4 [2064] to allow for overlap.

ENGINEERING SPECIFICATION: Zurn Z886-HD-LD

Channels shall be 80 [2032] long, 6-3/4 [171] wide reveal and have a 4 [102] throat. Modular channel sections shall be made of 0% water absorbent High Density Polyethylene (HDPE). Shall have a positive mechanical connection between channel sections that will not separate during the installation and shall mechanically lock into the concrete surround every 10 [254]. Channels shall weigh less than 2.31 lbs.[1.05kg] per linear foot, have a smooth, 1-1/2 [38] radiused self cleaning bottom with a Manning's coefficient of .009 and .75% or neutral 0% built in slope. Channels shall have rebar clips standard to secure trench in its final location. Shall be provided with standard RFG grates that lock down to frame. Zurn 6 [152] wide reveal Reinforced Galvanized Steel Slotted Grate reinforcing conforming to ASTM specification A536-84, Grade 80-55-06. Fabricated Steel grate is rated class B per the DIN EN1433 top load classifications. Supplied in 40 [1016] nominal lengths with 3/8 [10] wide slots, and 3/4 [19] bearing depth. Grate has an open area of 13.68 sq. in. per ft. [28,956 sq. mm per meter]. The .105 [2.66] thick Heavy-Duty Carbon Steel Frame Assembly conforms to ASTM specification A36 with 10 - 4 [102] long concrete anchors per 80 [2032]. Grate lockdown bars are to be integral to the frame The frame is supplied with a powder coated finish. All welds must be performed by a certified welder per ASTM standard AWS D1.1. Frames Shall be produced in the U.S.A. The System loading is based upon the grate being used.

PREFIX OPTIONS (Check/specify appropriate options)

___ Z Six-foot, Eight-inch High Density Polyethylene (HDPE)*

SUFFIX OPTIONS (Check/specify appropriate options)

Outlet Adapters Add/Each

- ___ -E1 Closed End Cap
- ___ -E2 2 [51] No-Hub End Outlet
- ___ -E3 3 [76] No-Hub End Outlet
- ___ -E4 4 [102] No-Hub End Outlet
- ___ -E6 6 [152] No-Hub End Outlet
- ___ -U2 2 [51] No-Hub Bottom Outlet
- ___ -U3 3 [76] No-Hub Bottom Outlet
- ___ -U4 4 [102] No-Hub Bottom Outlet
- ___ -U6 6 [152] No-Hub Bottom Outlet

Frame Options

- ___ -CBF Black Acid Resistant Coated Top Frame
- ___ -HDF-USA Extra-Heavy-Duty Frame Assembly with Anchor Studs and Grate Lockdown Hardware

Grate Options (Load Classifications are per DIN EN1433)

- ___ -GHPD Galvanized Heel-Proof Ductile ADA Grate - Class B
- ___ -HPD Heel-Proof Longitudinal Ductile ADA Grate - Class B
- ___ -HPP Heel-Proof Polyethylene Grate - Class A
- ___ -RFG Reinforced Galvanized Steel Slotted Grate - Class B *
- ___ -RPG Reinforced Galvanized Perforated Grate - Class B
- ___ -RPGR Reinforced Galvanized Perforated Reverse Punch Anti-Slip Grate - Class B

Decorative Grate Options (Load Classifications are per DIN EN1433)

- ___ -BCD Bronze Circular Decorative Grate - Class A
- ___ -BDD Bronze Diagonal Decorative Grate - Class A
- ___ -DCD Ductile Iron Circular Decorative Grate - Class C
- ___ -DDD Ductile Iron Diagonal Decorative Grate - Class A
- ___ -DOG Ductile Iron Decorative Grate - Class A
- ___ -DWV Ductile Wave Decorative Grate - Class A
- ___ -GMG Galvanized Steel Mesh Grate - Class A
- ___ -HPB Heel-Proof Bronze Slotted Grate - Class A
- ___ -HPS Heel-Proof Stainless Steel Slotted Grate - Class A
- ___ -SCD Stainless Steel Circular Decorative Grate - Class B
- ___ -SDD Stainless Steel Diagonal Decorative Grate - Class B
- ___ -SMG Stainless Steel Steel Mesh Grate - Class A
- ___ -SOG Stainless Steel Decorative Grate - Class B

Miscellaneous Options

- ___ -VP Vandal-Proof Lockdown
- ___ -JC Joint Connector
- ___ -DB Bottom Dome Strainer

Trench No.	'A' Shallow Inv.	'B' Deep Inv.	Flow		
			(cfs)	(gpm)	(lps)
8601	3.50 [89]	4.10 [104]	0.21	93	6
8602	4.10 [104]	4.70 [119]	0.27	122	8
8603	4.70 [119]	5.30 [135]	0.34	152	10
8603N	5.30 [135]	5.30 [135]	-	-	-
8604	5.30 [135]	5.90 [150]	0.41	183	12
8605	5.90 [150]	6.50 [165]	0.48	214	13
8606	6.50 [165]	7.10 [180]	0.55	245	15
8606N	7.10 [180]	7.10 [180]	-	-	-
8607	7.10 [180]	7.70 [196]	0.62	276	17
8608	7.70 [196]	8.30 [211]	0.69	308	19
8609	8.30 [211]	8.90 [226]	0.76	339	21
8610	8.90 [226]	9.50 [241]	0.83	371	23
8611	9.50 [241]	10.10 [257]	0.90	403	25
8612	10.10 [257]	10.70 [272]	0.97	435	27
8612N	10.70 [272]	10.70 [272]	-	-	-
8613	10.70 [272]	11.30 [287]	1.04	467	29
8614	11.30 [287]	11.90 [302]	1.11	498	31
8615	11.90 [302]	12.50 [318]	1.18	530	33

MADE in the U.S.A. (Load Classifications are per DIN EN1433)

- ___ -AWG Aluminum Wire Grate - Class A
- ___ -FG Fabricated Galvanized Steel Slotted Grate - Class A
- ___ -FS Fabricated Stainless Steel Slotted Grate - Class A
- ___ -GG Fiberglass Grate - Class A
- ___ -PG Perforated Galvanized Steel Grate - Class A
- ___ -PGR Galvanized Perforated Reverse Punch Anti-Slip ADA Grate - Class A
- ___ -PS Perforated Stainless Steel Grate - Class A

Decorative MADE in the U.S.A. (Load Classifications are per DIN EN1433)

- ___ -BZ Bronze Decorative Grate - Class A
- ___ -NBZ-USA Nickel Bronze Decorative Grate - Class A
- ___ -PSR Perforated Stainless Steel Raised Grate - Class A
- ___ -SWG Stainless Steel Wire Grate - Class A

* Regularly furnished unless otherwise specified.