

Neenah R-4999-LX Bolted

Series



R-4999-LX

Cut Sheet


36" Wide Bolted Assy

36" Wide NEENAH Bolted Heavy Duty Trench Drain Grate and Frame Assy


Product ID: R-4999-LX



TYPE A
GRATE OPENINGS



TYPE C
GRATE OPENINGS



TYPE D
SOLID LID

36" Wide Bolted Neenah R-4999-LX Series Trench Grate

36"W X 24"L X 2"D

Choose Type A,C,D

Illustrating Type C bolted trench. Bolted trench sections are furnished in 24" standard lengths. When bolted trench is furnished, they are shipped assembled – AT NO TIME should the units be disassembled during installation. When removing covers, do not mix or rotate 180 degrees as bolt holes may lose alignment and improper bearing may occur.

Note: In Type A and P grates the slots are perpendicular to the trench run. In Type C and Q grates the slots are parallel with the trench run.

