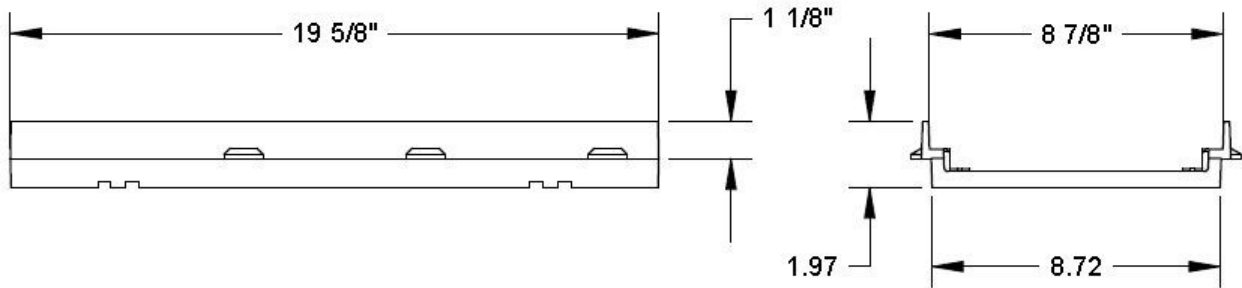
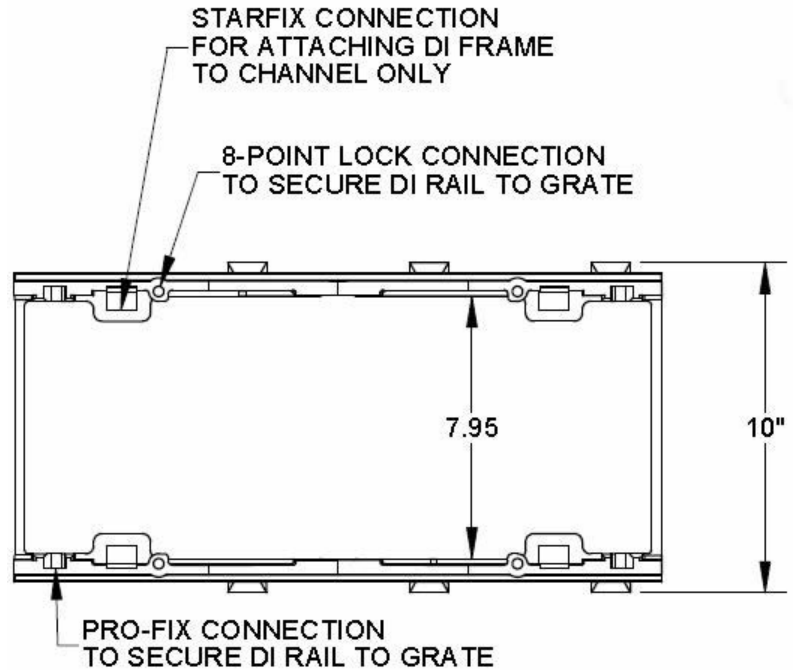



<p><b>Number</b></p> <p style="text-align: center;"><b>200C-RAIL</b></p>	<p><b>Series</b></p> <p style="text-align: center;"><b>CPS200</b> Ductile Iron Frame Pro Plus 200</p>
--	---



**200-DI Ductile Iron Frame**

**NOTE:**  
THIS DUCTILE IRON RAIL  
WILL NOT ACCEPT STARFIX  
GRATES. PRO-FIX AND 8-POINT  
LOCK ARE THE ONLY SECURING  
METHODS.



<p><b>Manufacturer</b></p> 	<p><b>Specification</b></p> <p>JOSAM 200C-RAIL DUCTILE IRON FRAME WITH FOUR STARFIX CLIPS AND CONCRETE ANCHOR TABS TO FIT 200 SERIES CHANNELS AND ACCEPT 1/2 METER GRATES, SUPPLIED BY TRENCH DRAIN SUPPLY.</p>
--	---

**DISCLAIMER** - The customer and the customer's architects, engineers, consultants, and other professionals are completely responsible for the selection installation and maintenance of any product purchased from Trench Drain Supply and/or its manufacturers. TRENCH DRAIN SUPPLY MAKES NO WARRANTY, EXPRESS OR IMPLIED, AS TO THE SUITABILITY, DESIGN, MERCHANTABILITY, OR FITNESS OF THE PRODUCT FOR CUSTOMERS APPLICATION. The drawing and information provided remain the property and copyright of the manufacturer listed. The manufacturer reserves the right to modify specification without notice.