

top
scale 1:4

223mm
[8.7795in]

498mm
[19.6063in]

110.50mm
[4.3504in]


277mm
[10.9055in]

110.50mm
[4.3504in]

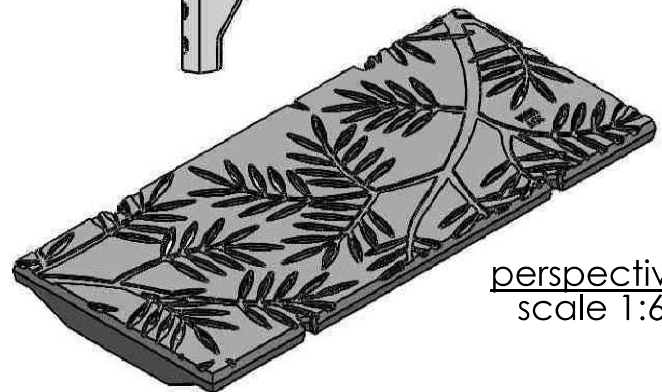
end
scale 1:4

40mm
[1.5749in]

20mm
[0.7875in]



(4X) hole for m8 button-head screw,
locations correspond w/ bolt-dn holes
in MEADRAIN™ channel

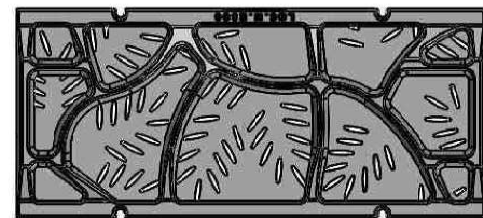


perspective
scale 1:6

edge
scale 1:4



(4X) drill point
to locate hole for
PROFIX™



rear
scale 1:8

NOTES:

1. Material: cast ductile iron
2. Finish: Natural
3. Edge Thickness: 20mm/0.79"
4. Fits: MEA® EN2000/D400/E600
5. No openings greater than: 6mm /1/4" - Heel-Proof
6. Approximate weight 10.4 Kg (24.2 lbs)
7. Due to casting inconsistencies all dimensions are nominal

Supplied By:

**TRENCHDRAIN
SUPPLY**

877-903-7246

www.trenchdrainsupply.com



**IRON AGE
DESIGNS**

2104 SW 152nd St. #4 TEL 206.276.0925
Burien, WA 98166 FAX 206.257.0318
www.ironagedesigns.com

Locust 9"x20" Heel-Proof

Drawn by: CD

Trench Grate

Date: 01/05/06

DWG. NO. LOC.M.E600

Scale: NTS

© 2006 Iron Age Designs

Registration Number:
VA 1-814-274