


TOP VIEW
scale 1:4



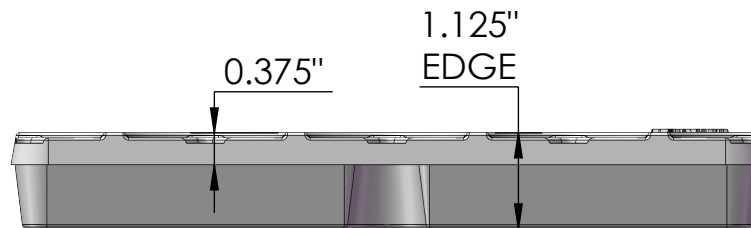
8.799" Sq.

Drill Point (2x)



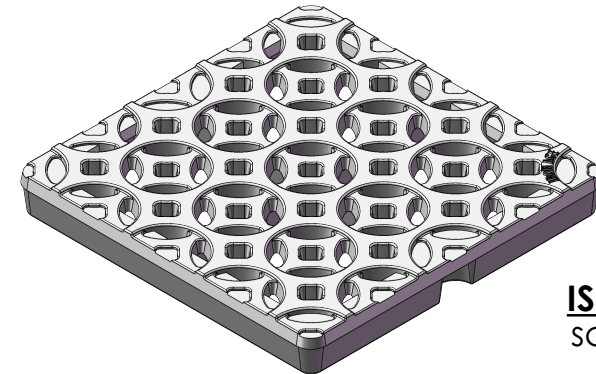
CASTING-ID
scale 1:1

SIDE VIEW
scale 1:4



0.375"

1.125"
EDGE



ISO-VIEW
scale 1:8

Supplied By:
TRENCHDRAIN
SUPPLY
877-903-7246
www.trenchdrainsupply.com

Interlaken 9" x 9" Catch Basin Grate

NOTES:

1. ADA Compliant: No thru openings greater than 1/2".
2. Ships in pieces: 1
3. Due to casting inconsistencies, all dimensions are nominal.

Made in USA ©2010 Iron Age Designs

<p>IRON AGE DESIGNS Telephone 206.276.0925 www.ironagedesigns.com</p>	Material: Ductile Iron 65-45-12	Weight: 9.19 lbs.	Free Drain Area: 12.91 in/sq., or 17.87 %	By: MS Checked: MS Date: 12-2-22
	Finish: Raw	Edge: 0.750"	Flow Rate: 16.91 GPM, or .037 CuFt./sec.	© Registration: VA 2-007-113 Scale: NTS
	Fits: NDS 900 Series SOLS SEPARATELY	Product ID: IN9-9111	Drawing Name: 01_LOC_N_9x9_CatchBasin_Iron	