


MAX300 Complete Kit

Series

MAX300

Cut Sheet

MAXI 300 Series

12" Wide HYDROTEC MAXI 300 Fiber Reinforced Concrete Trench Drain Kit**New Fiber Reinforced Concrete Trench Drain Complete Kit
12 Inch Wide - F Class Mesh Ductile Iron Grate Standard.****Complete system - Each Kit Includes:**

- Specified Number of 1 Meter Sections MAXI 300 Flat Only Channel.
- Specified Number of F Class Mesh Ductile Iron Slotted Grates Standard.
- 2 End Caps - 1 Solid End Cap - 1 Outlet End Cap.
- Integrated Ductile Edge.


Features of MAXI 300:

- MAXI excels at projects requiring the maximum load bearing capabilities.
- Screwless, patented locking system that reduces time of installation.
- Fiber-reinforced concrete C35 / 45 channel.
- Precast outlet for a vertical connection to 4" and 6" pipes.
- Ductile Iron Edge Rails and Ductile Iron Grates.

1-877-903-7246



www.trenchdrainsupply.com

Number MAXI 300 Accessories	Series MAX300 Trench Drain Series MAXI 300
<p style="text-align: center;"><u>Catch Basin and End Caps for All MAXI300</u></p> <div data-bbox="224 682 527 1123"></div> <div data-bbox="584 682 852 1123"></div> <div data-bbox="1006 903 1266 1123"></div> <p style="text-align: center;">Catch Basin includes galvanized dirt catcher</p> <p style="text-align: center;">Closed End Cap Iron (CHG70031-11)</p>	
Manufacturer 	Specification HYDROTEC MAXI 300 SERIES FIBER REINFORCED CONCRETE WITH A DUCTILE IRON EDGE 12" WIDTH DRAINAGE CHANNEL. WITH SLOPE , SUPPLIED BY TRENCH DRAIN SUPPLY.
<p>DISCLAIMER - The customer and the customer's architects, engineers, consultants, and other professionals are completely responsible for the selection installation and maintenance of any product purchased from Trench Drain Supply and/or its manufacturers. TRENCH DRAIN SUPPLY MAKES NO WARRANTY, EXPRESS OR IMPLIED, AS TO THE SUITABILITY, DESIGN, MERCHANTABILITY, OR FITNESS OF THE PRODUCT FOR CUSTOMERS APPLICATION. The drawing and information provided remain the property and copyright of the manufacturer listed. The manufacturer reserves the right to modify specification without notice.</p>	

1-877-903-7246



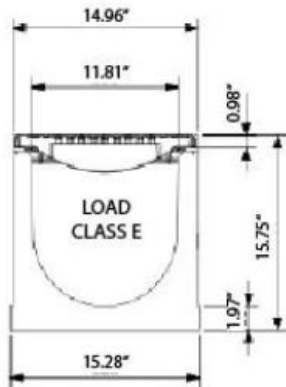
www.trenchdrainsupply.com

Number	Series
MAXI 300 Channel	MAX300 Trench Drain Channel MAXI 300





MAXI 300


Product Description	With Ductile Iron Class E Grate Part No.	Weight Lbs	With Ductile Iron ADA Class F Grate Part No.	Weight Lbs	'A' Shallow Invert Inches [mm]	'B' Shallow Invert Inches [mm]
Neutral Channel 39.37" (1m)	CHG66350-0501	396.83	CHG66360-0501	436.51	15.75"[400]	15.75"[400]
Neutral Channel 19.69" (0.5m)	CHG66350-0551	198.41	CHG66360-0551	202.82	15.75"[400]	15.75"[400]
Catch Basin 19.69" (0.5m)	CHG66350-0081	306.44	CHG66360-0081	306.44	29.53"[750]	29.53"[750]
Neutral Channel 39.37" (1m) with Precast Outlet Underneath	CHG66350-0571	396.83	CHG66360-0571	436.51	15.75"[400]	15.75"[400]



Channel with 2 grates, water intake area 173.60 sq. ins



Water Intake area 86.80 sq. ins





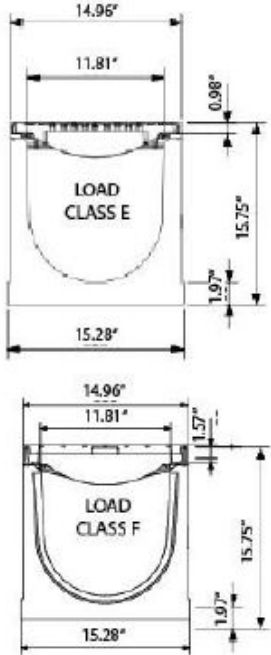

Manufacturer	Specification
	<p>HYDROTEC MAXI 300 SERIES FIBER REINFORCED CONCRETE WITH A DUCTILE IRON EDGE 12" WIDTH DRAINAGE CHANNEL. WITH SLOPE , SUPPLIED BY TRENCH DRAIN SUPPLY.</p>

DISCLAIMER - The customer and the customer's architects, engineers, consultants, and other professionals are completely responsible for the selection installation and maintenance of any product purchased from Trench Drain Supply and/or its manufacturers. TRENCH DRAIN SUPPLY MAKES NO WARRANTY, EXPRESS OR IMPLIED, AS TO THE SUITABILITY, DESIGN, MERCHANTABILITY, OR FITNESS OF THE PRODUCT FOR CUSTOMERS APPLICATION. The drawing and information provided remain the property and copyright of the manufacturer listed. The manufacturer reserves the right to modify specification without notice.

1-877-903-7246



www.trenchdrainsupply.com

<p>Number</p> <p>MAXI 300 F Class Grate</p>	<p>Series</p> <p>MAX300 Trench Drain Grate MAXI 300</p>
<p><u>MAXI300 with Ductile Iron ADA Load Class E (Part No. CHG66350-*) and ADA Load Class F (Part No. CHG66360-*)</u></p> <div style="display: flex; justify-content: space-around; align-items: flex-start;"> <div style="text-align: center;"> <p>Channel with 2 grates, water intake area 173.60 sq. ins</p>  </div> <div style="text-align: center;"> <p>Water Intake area 86.80 sq. ins</p>  </div> <div style="text-align: center;">  </div> </div> <p>MAXI 11.81" [300] wide throat Ductile Iron ADA Grate is rated class F per the DIN EN1433 top load classifications. Ductile Iron conforms to ASTM specification A536-84, Grade 80-55-06. Supplied in 39.37" [1000] or 19.69" [500] nominal lengths with 1.02/0.47 [26/12] wide slots. Grate has an open area of 52.91 sq. in per ft. [112,000 sq.mm per meter].</p>	
<p>Manufacturer</p> 	<p>Specification</p> <p>HYDROTEC MAXI 300 SERIES FIBER REINFORCED CONCRETE WITH A DUCTILE IRON EDGE 12" WIDTH DRAINAGE CHANNEL. WITH SLOPE , SUPPLIED BY TRENCH DRAIN SUPPLY.</p>
<p>DISCLAIMER - The customer and the customer's architects, engineers, consultants, and other professionals are completely responsible for the selection installation and maintenance of any product purchased from Trench Drain Supply and/or its manufacturers. TRENCH DRAIN SUPPLY MAKES NO WARRANTY, EXPRESS OR IMPLIED, AS TO THE SUITABILITY, DESIGN, MERCHANTABILITY, OR FITNESS OF THE PRODUCT FOR CUSTOMERS APPLICATION. The drawing and information provided remain the property and copyright of the manufacturer listed. The manufacturer reserves the right to modify specification without notice.</p>	